

Remote Access Solution RT1-series

Secure Remote Access Solution for Maintenance Services

SiteManager is a security certified Remote Access Solution that ensures unified, uninterrupted and secure access to remote industrial equipment.

RT100 SiteManager series is a robust, DIN mountable industrial gateway that you install in machine control panels to provide remote access for on-demand, real-time servicing of industrial equipment.

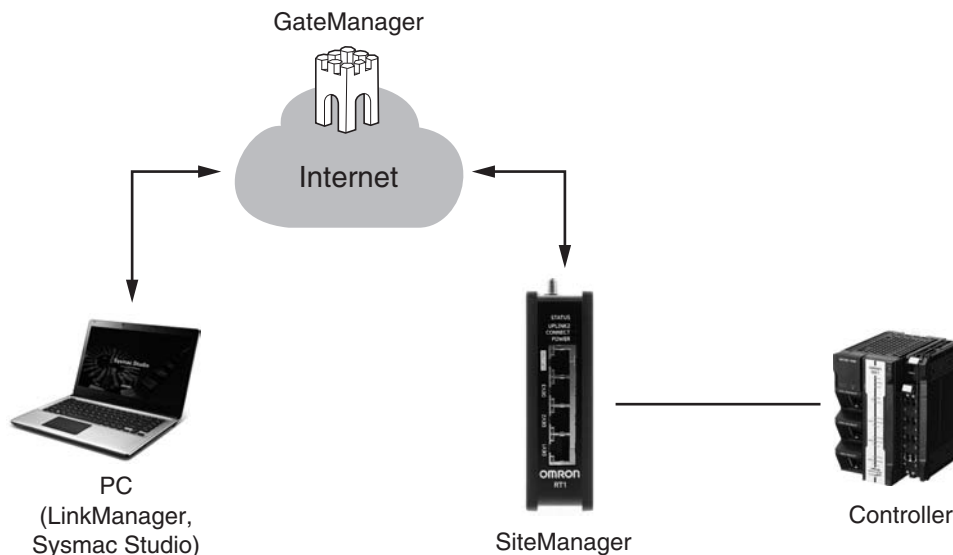
- Security certified and built-in firewall
- Troubleshooting and remote programming of the complete range of Omron Automation System
- Service ready Device to improve responsiveness, reduce the impact of emergencies, optimise the workload of engineers and maximise machine availability and productivity
- Minimised environmental impact and increased sustainability by reducing Travels for Machine maintenance



Overview of Gateway Units

The SiteManager is a remote access gateway (hardware) that is installed in the field. The LinkManager is a communication software for remote access from your personal computer in a remote location to a device placed in the field. The GateManager is a cloud service (M2M server) to remotely connect the SiteManager and the LinkManager via the internet.

You can build a secure remote access environment via the internet to remotely access from Sysmac Studio on your personal computer to an NJ/NX-series Machine Automation Controller in a remote location, by using the SiteManager, GateManager, and LinkManager.



All SiteManager models are equipped with a data collection module function (DCM) as standard. SiteManager becomes an IoT gateway, and it is possible to collect data from industrial equipment without any program and securely transfer the data to the IoT cloud service.

Furthermore, by using the LogTunnel function (paid option license), it is possible to transfer data directly from a remote industrial device to a SCADA / MES / ERP server or other data server. In this case, it is necessary to install SiteManager on the server side as well.

RT1-series

Architecture & Key features

Connect multiple IIoT devices simultaneously

Connect up to 100 devices of all types of industrial equipment via Ethernet using the equipment's native protocols.

Collect data from industrial equipment

Collects data from industrial devices via e.g., Modbus, OPC UA and send the raw data for further data analysis and processing to your chosen cloud solution such as Azure, AWS, etc.

Easy & firewall friendly Internet access

Enable secure connectivity to the Internet through the firewall of the existing wired network infrastructure and wirelessly by 4G/ LTE Global modem or via WiFi.

Persistent store-and-forward database

Integrated Flash memory extends the RAM based store-and-forward database to ensure data integrity for not only loss of Internet access, but also power-loss.

Drag & drop SCADA tunnelling setup

LogTunnel provides secure static tunnel connections and seamless integration to a central SCADA system which operates concurrently with other services, such as on-demand access control and data collection.

Safety compliance via digital ports

Digital input allowing operator control of remote access, e.g. via a physical switch, and digital output for signaling active access sessions, e.g. via a light-tower.



Ordering Information

SiteManager

Product description	Integrated 4G	Integrated WiFi	No. of Device Agents	Model Number
SiteManager LAN	No	No	10	RT100-EMM3010
SiteManager 4G Global	Yes (Global)	No	10	RT100-4GM3010-G
SiteManager 4G JP	Yes (JP)	No	10	RT100-4GM3010-J
SiteManager WiFi	No	Yes	10	RT100-W5M3010

Note: When you purchase the SiteManager for the first time, the price of the SiteManager includes the Starter Kit that provides a package of administrator rights for the LinkManager and GateManager.

License

Product Name	Model Number
Additional license for LinkManager (for concurrent connection)	RT1L-A01
Optional LogTunnel (for data collection)	RT1L-C01

Specifications

Electrical Properties		<ul style="list-style-type: none"> • Input 12 to 24 VDC, via screw terminals • Network Interfaces: 4 x 10/100 Mbit • Ethernet (1 x UPLINK, 3 x DEV,) - RJ45 connection • 1 x USB 2.0 full speed (Host) • 1 x RS232 DB9 Serial port with full flow control • Power consumption: max 5 W excl. any optional USB devices (Calculate with a total of 8 W incl. USB devices) • 2 x digital input ports • 1 x output relay (max 0.5 A), 1 x digital output open drain (max 0.2 A) • Micro SD card slot for DCM store-and-forward • SiteManager 4G models only: Integrated broadband modem with external standard polarity female SMA connector and Micro SIM push-pull slot • SiteManager WiFi models only: Integrated WiFi module with (IEEE 802.11 b/g/n/ac) 2.4/5 GHz support and external female RP-SMA connector 													
Regulations*1	Europe	CE, UKCA													
	North America	FCC 47 cfr part 15													
	Japan	Giteki													
	Korea	KC													
	General	RoHS, REACH													
4G Global Modem specs (SiteManager 4G models)	LTE bands	B1 (FDD 2100) IMT, B2 (FDD 1900) PCS B3 (1800 +) DCS, B4 (1700) AWS B5 (850) CLR, US Korea etc. B7 (2600) IMT-E B8 (900) E-GSM, B12 (700) US, B13 (700c) USMH, LSMH US, LSMH US, B18 (800 or 850) Japan #4, B19 (800 or 850) Japan #5, B20 (800) Digital Dividend, B25 (1900 G Block), B26 (850+) Extended CLR, B28 (700 APT) APAC B34 (TDD), B38 (TDD 2600) IMT-E, B39 (TDD 1900 +) China, B40 (TDD 2300) China, B41 (TDD 2500) BRS/EBS, B66 (TDD)													
	WCDMA/UMTS band	B1 (2100) IMT, B2 (1900) PCS, B4 (1700) AWS-1 B5 (850) CLR, B6 (850) Japan #1, B8 (900) E-GSM B19 (800) Japan													
	GPRS/EDGE bands	B2 (1900), B3 (1800), B5 (850), B8 (900)													
	Modem Certifications *2 / Carriers	US/North America: FCC, PTCRB, IC (AT&T, Rogers) China: CCC, CTA, TA (NCC) Europe: CE RED, GCF Japan: Jate, Giteki, Telec (Via MVNO carriers, NTT Docomo, au/KDDI, Soft-bank. For connection to direct subscriptions to these carriers, you may need the region specific SiteManager 4G JP model)													
	Physical Properties	<table border="1"> <tr> <td>Operating temperature</td> <td>-25 to 60°C (-13 to 140°F), 5% to 95% RH</td> </tr> <tr> <td>Storage temperature</td> <td>-40 to 60°C (-40 to 140°F), 5% to 95% RH</td> </tr> <tr> <td>Dimensions, unpacked (H×W×D)</td> <td>107 × 32 × 97 mm (4 1/5 × 1 1/4 × 3 4/5 inch)</td> </tr> <tr> <td>Weight</td> <td>500 g</td> </tr> <tr> <td>Housing</td> <td>Metal case, IP20, DIN mountable</td> </tr> <tr> <td>Operating altitude</td> <td>up to 2000 m</td> </tr> <tr> <td>Storage altitude</td> <td>up to 3000 m</td> </tr> </table>	Operating temperature	-25 to 60°C (-13 to 140°F), 5% to 95% RH	Storage temperature	-40 to 60°C (-40 to 140°F), 5% to 95% RH	Dimensions, unpacked (H×W×D)	107 × 32 × 97 mm (4 1/5 × 1 1/4 × 3 4/5 inch)	Weight	500 g	Housing	Metal case, IP20, DIN mountable	Operating altitude	up to 2000 m	Storage altitude
Operating temperature	-25 to 60°C (-13 to 140°F), 5% to 95% RH														
Storage temperature	-40 to 60°C (-40 to 140°F), 5% to 95% RH														
Dimensions, unpacked (H×W×D)	107 × 32 × 97 mm (4 1/5 × 1 1/4 × 3 4/5 inch)														
Weight	500 g														
Housing	Metal case, IP20, DIN mountable														
Operating altitude	up to 2000 m														
Storage altitude	up to 3000 m														

RT1-series

Networking Capabilities		<ul style="list-style-type: none"> Choice of Uplink (WAN) Internet access: <ul style="list-style-type: none"> Ethernet, SiteManager WiFi models only: Integrated WiFi in Client or AP mode SiteManager 4G models only: Integrated Cellular modem Choice of Uplink IP-assignment mode: DHCP client, PPPoE client, manual/static Telnet to Serial routing (rfc2217). Siemens MPI/PPI is supported via an adapter DHCP server on Device LAN by Ethernet or as access point via WiFi USB port for remote accessing USB-enabled devices (directly or via USB hub) Support for remote access by any UDP/TCP based protocol including Layer 2 LogTunnel support for easy setup of remote SCADA logging infrastructure
Monitoring and Logging Features		<ul style="list-style-type: none"> System log with System Watchdog Automatic event logging on GateManager SiteManager 4G models only: Bi-directional SMS Gateway support via Serial AT commands and UDP/TCP script commands Advanced trouble-shooting functionality for automatic discovery of networking conflicts and configuration issues
Configuration and Management		<ul style="list-style-type: none"> Easy configuration with pre-defined configuration using a USB stick Appliance Launcher for easy initial contact and connection to GateManager™ Configuration and maintenance of SiteManager™ via browser (HTTPS/SSL . local or remote from GateManager™) Includes a Setup Assistant Wizard for guided configuration via the Web GUI Configuration backup management (via GateManager™), including scheduled backup and fast hardware replacement (cold backup) Configuration export and import (XML) Pre-defined Device Agents for easy setup of access to PCs, web devices and PLCs and HMIs. Unique device scanning feature for automatic detection of IP and USB devices and configuration with a single click
LED Signalling and I/Os		<ul style="list-style-type: none"> 4 LEDs for signalling Power, Status, Wireless uplink status and LinkManager connection Digital input port for site operator control of remote access Digital or Relay output for signalling active LinkManager connections, and GateManager connection status Configurable digital input port for custom Email/SMS alert triggering Output port for custom toggling from the SiteManager GUI
Integrated Data Collection Module DCM	Collector protocols (Ethernet)	Modbus, OPC UA, http get (json, xml etc.)
	Data Server (Cloud) protocols	AWS, Azure, Cumulocity, Alibaba/Aliyun
	Edge computing capabilities	<ul style="list-style-type: none"> Aggregations (avg, max/min, compute etc.), Event triggered alarms
	Store and forward capacity	<ul style="list-style-type: none"> 80 MB internal Flash +64 GB via inserted SD memory card (not included)

*1. Ask your OMRON representative for the most recent applicable standards for each model.

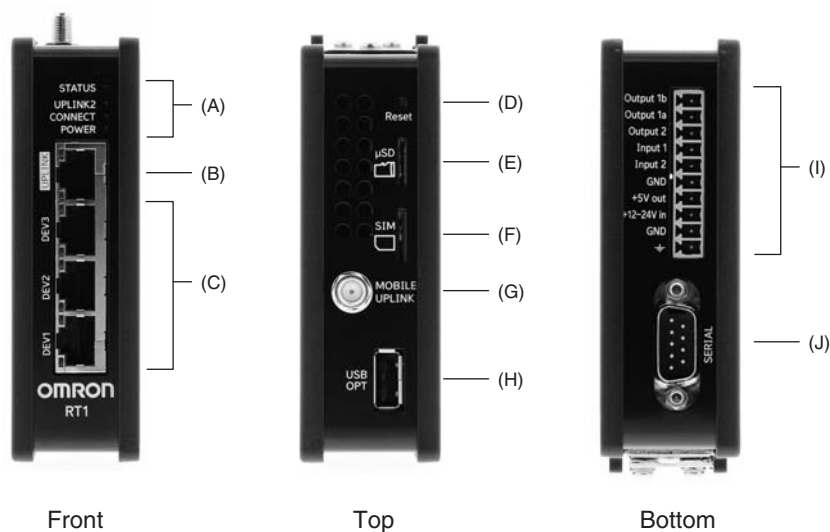
*2. Certifications apply to the embedded modem, and may not apply when combined with SiteManager.

LinkManager Requirements

Item	Requirement
Operating system (OS)	Windows 10
Browser	Google Chrome/Microsoft Edge Note: Use HTTPS (TCP port number: 443 fixed) to communicate with GateManager.

Part Names and Functions

RT100



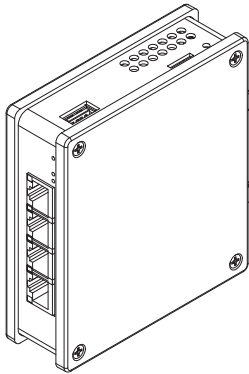
Letter	Name	Function
(A)	Status indicators	The indicators show the current operating status of the unit.
(B)	UPLINK port	This port is used for internet LAN connection.
(C)	DEV1 - DEV3 ports	These ports are connected to the NJ/NX Controller and personal computer via Ethernet cables.
(D)	Reset switch	The reset switch is used to initialize the hardware.
(E)	Slot	This slot is for an SD card.
(F)	Slot	This slot is for a SIM card. SIM size: Micro SIM Note: A standard SIM and Nano SIM cannot be used. (SiteManager 4G Global/JP model only)
(G)	Connector for antenna	This connector is used to connect an internet 4G antenna or a WiFi antenna. (SiteManager 4G Global/JP model and WiFi model only)
(H)	USB port	This port is used for USB communication.
(I)	DC input terminals	The terminals are used to connect power supply. The input terminal block is provided with the SiteManager.
(J)	RS-232C port	This port is used for serial communication.

RT1-series

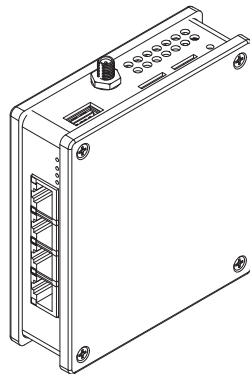
Dimensions

(Unit: mm)

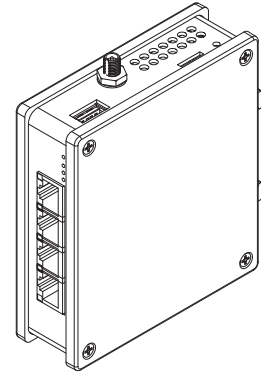
Main Units



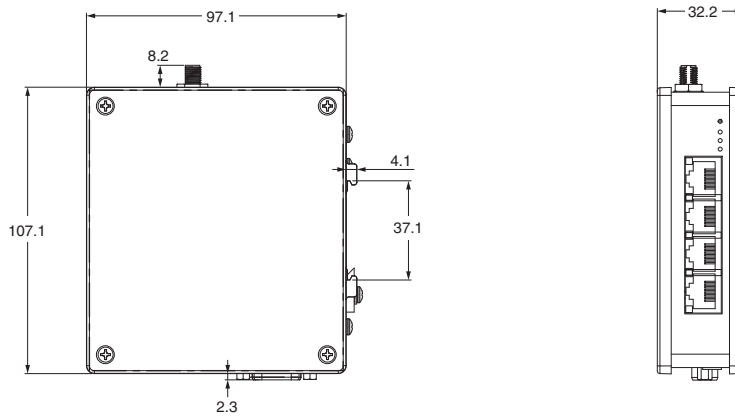
RT100-EMM3010



RT100-4GM3010-G
RT100-4GM3010-J

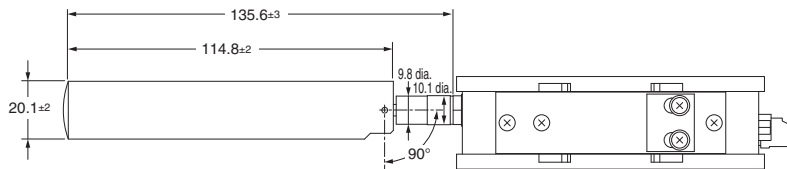


RT100-W5M3010

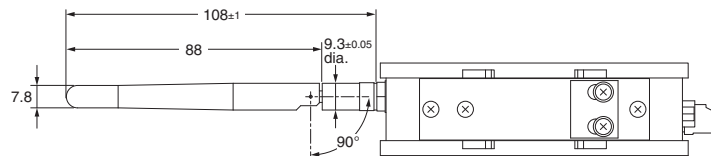


Antenna

RT100-4GM3010-G
RT100-4GM3010-J



RT100-W5M3010



Related Manuals

Manual name	Cat. No.	Model
Machine Automation Controller NJ/NX-series Startup Guide Remote Access	P151	RT1 NJ/NX SYSMAC-SE2□□□□
Sysmac Studio Version 1 Operation Manual	W504	SYSMAC-SE2□□□□
NJ-series CPU Unit User's Manual (Hardware)	W500	NJ501-□□□□ NJ301-□□□□ NJ101-□□□□
NX-series CPU Unit User's Manual (Hardware)	W535	NX701-□□□□
NX-series NX502 CPU Unit Hardware User's Manual	W629	NX502-□□□□
NX-series NX102 CPU Unit Hardware User's Manual	W593	NX102-□□□□
NX-series NX1P2 CPU Unit User's Manual (Hardware)	W578	NX1P2-□□□□□□ (1)

Sysmac is a trademark or registered trademark of OMRON Corporation in Japan and other countries for OMRON factory automation products. Microsoft Edge, Azure, and Windows are either registered trademark of Microsoft Corporation in the United States and other countries.

Google Chrome is trademarks or registered trademarks of Google LLC.

Amazon Web Services, the "Powered by AWS" logo, and any other AWS Marks used in such materials are trademarks of Amazon.com, Inc. or its affiliates in the United States and/or other countries.

Modbus is a registered trademark of Schneider Electric.

OPC UA is trademark of the OPC Foundation.

Other company names and product names in this document are the trademarks or registered trademarks of their respective companies.

The product photographs and figures that are used in this catalog may vary somewhat from the actual products.

The RT1-Series Remote Access solution is a brand labeled product that is developed by Secomea. Secomea is a leading manufacturer of industrial communication equipment with a strong focus on security and usability of the products.

MEMO

Terms and Conditions Agreement

Read and understand this catalog.

Please read and understand this catalog before purchasing the products. Please consult your OMRON representative if you have any questions or comments.

Warranties.

- (a) Exclusive Warranty. Omron's exclusive warranty is that the Products will be free from defects in materials and workmanship for a period of twelve months from the date of sale by Omron (or such other period expressed in writing by Omron). Omron disclaims all other warranties, express or implied.
- (b) Limitations. OMRON MAKES NO WARRANTY OR REPRESENTATION, EXPRESS OR IMPLIED, ABOUT NON-INFRINGEMENT, MERCHANTABILITY OR FITNESS FOR A PARTICULAR PURPOSE OF THE PRODUCTS. BUYER ACKNOWLEDGES THAT IT ALONE HAS DETERMINED THAT THE PRODUCTS WILL SUITABLY MEET THE REQUIREMENTS OF THEIR INTENDED USE.

Omron further disclaims all warranties and responsibility of any type for claims or expenses based on infringement by the Products or otherwise of any intellectual property right. (c) Buyer Remedy. Omron's sole obligation hereunder shall be, at Omron's election, to (i) replace (in the form originally shipped with Buyer responsible for labor charges for removal or replacement thereof) the non-complying Product, (ii) repair the non-complying Product, or (iii) repay or credit Buyer an amount equal to the purchase price of the non-complying Product; provided that in no event shall Omron be responsible for warranty, repair, indemnity or any other claims or expenses regarding the Products unless Omron's analysis confirms that the Products were properly handled, stored, installed and maintained and not subject to contamination, abuse, misuse or inappropriate modification. Return of any Products by Buyer must be approved in writing by Omron before shipment. Omron Companies shall not be liable for the suitability or unsuitability or the results from the use of Products in combination with any electrical or electronic components, circuits, system assemblies or any other materials or substances or environments. Any advice, recommendations or information given orally or in writing, are not to be construed as an amendment or addition to the above warranty.

See <http://www.omron.com/global/> or contact your Omron representative for published information.

Limitation on Liability: Etc.

OMRON COMPANIES SHALL NOT BE LIABLE FOR SPECIAL, INDIRECT, INCIDENTAL, OR CONSEQUENTIAL DAMAGES, LOSS OF PROFITS OR PRODUCTION OR COMMERCIAL LOSS IN ANY WAY CONNECTED WITH THE PRODUCTS, WHETHER SUCH CLAIM IS BASED IN CONTRACT, WARRANTY, NEGLIGENCE OR STRICT LIABILITY.

Further, in no event shall liability of Omron Companies exceed the individual price of the Product on which liability is asserted.

Suitability of Use.

Omron Companies shall not be responsible for conformity with any standards, codes or regulations which apply to the combination of the Product in the Buyer's application or use of the Product. At Buyer's request, Omron will provide applicable third party certification documents identifying ratings and limitations of use which apply to the Product. This information by itself is not sufficient for a complete determination of the suitability of the Product in combination with the end product, machine, system, or other application or use. Buyer shall be solely responsible for determining appropriateness of the particular Product with respect to Buyer's application, product or system. Buyer shall take application responsibility in all cases.

NEVER USE THE PRODUCT FOR AN APPLICATION INVOLVING SERIOUS RISK TO LIFE OR PROPERTY OR IN LARGE QUANTITIES WITHOUT ENSURING THAT THE SYSTEM AS A WHOLE HAS BEEN DESIGNED TO ADDRESS THE RISKS, AND THAT THE OMRON PRODUCT(S) IS PROPERLY RATED AND INSTALLED FOR THE INTENDED USE WITHIN THE OVERALL EQUIPMENT OR SYSTEM.

Programmable Products.

Omron Companies shall not be responsible for the user's programming of a programmable Product, or any consequence thereof.

Performance Data.

Data presented in Omron Company websites, catalogs and other materials is provided as a guide for the user in determining suitability and does not constitute a warranty. It may represent the result of Omron's test conditions, and the user must correlate it to actual application requirements. Actual performance is subject to the Omron's Warranty and Limitations of Liability.

Change in Specifications.

Product specifications and accessories may be changed at any time based on improvements and other reasons. It is our practice to change part numbers when published ratings or features are changed, or when significant construction changes are made. However, some specifications of the Product may be changed without any notice. When in doubt, special part numbers may be assigned to fix or establish key specifications for your application. Please consult with your Omron's representative at any time to confirm actual specifications of purchased Product.

Errors and Omissions.

Information presented by Omron Companies has been checked and is believed to be accurate; however, no responsibility is assumed for clerical, typographical or proofreading errors or omissions.

Note: Do not use this document to operate the Unit.

OMRON Corporation Industrial Automation Company

Kyoto, JAPAN

Contact : www.ia.omron.com

Regional Headquarters

OMRON EUROPE B.V.

Wegalaan 67-69, 2132 JD Hoofddorp
The Netherlands
Tel: (31) 2356-81-300 Fax: (31) 2356-81-388

OMRON ASIA PACIFIC PTE. LTD.

438B Alexandra Road, #08-01/02 Alexandra
Technopark, Singapore 119968
Tel: (65) 6835-3011 Fax: (65) 6835-3011

OMRON ELECTRONICS LLC

2895 Greenspoint Parkway, Suite 200
Hoffman Estates, IL 60169 U.S.A.
Tel: (1) 847-843-7900 Fax: (1) 847-843-7787

OMRON (CHINA) CO., LTD.

Room 2211, Bank of China Tower,
200 Yin Cheng Zhong Road,
PuDong New Area, Shanghai, 200120, China
Tel: (86) 21-6023-0333 Fax: (86) 21-5037-2388

Authorized Distributor:

©OMRON Corporation 2021-2023 All Rights Reserved.
In the interest of product improvement,
specifications are subject to change without notice.

CSM_2_1

Cat. No. P154-E1-02 0523 (1221)